

BD GeneOhm™ MRSA

Nasal Specimen Collection Protocol

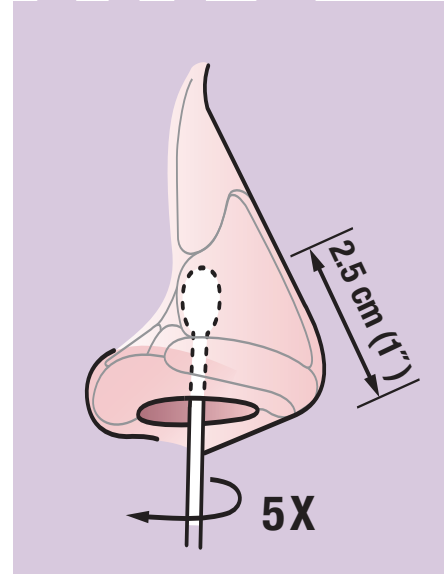
one



Use the recommended swab to collect the nasal specimen.

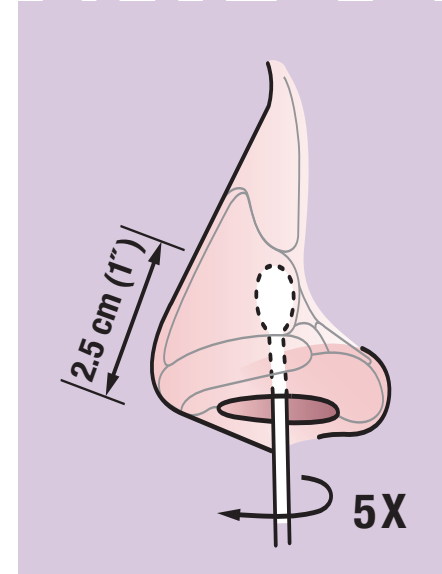
The swab can be moistened with two drops (about 50 µL) of sterile physiological serum (saline) or used dry.

two



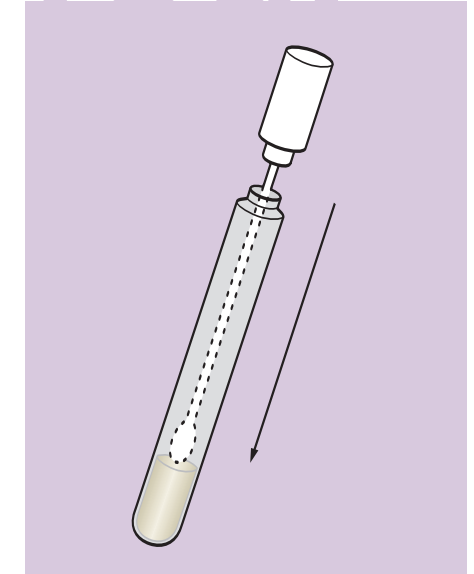
Carefully insert the swab into the patient's nostril (the swab tip must be inserted up to 2.5 cm (1 inch) from the edge of the nares). Roll the swab 5 times.

three



Insert the same swab into the second nostril and repeat sampling as in the preceding step.

four



Return swab to its container and send to the laboratory immediately.

Not for Lab Use • See package insert for test protocol.
BD, BD logo and all other trademarks are property of Becton Dickinson and Company.
Copyright © 2006 BD
Patent protection pending



BD Diagnostics
6146 Nancy Ridge Drive
San Diego, California 92121
www.geneohm.com
888-GENE OHM

BD Canada
2771 Bristol Circle
Oakville, ON
L6H 6R5
800-268-5430